

SME / SPIRE



“Capacities and innovation”

June 26th 2013, Florence, Italy

SMEs as key players in geospatial-driven innovation

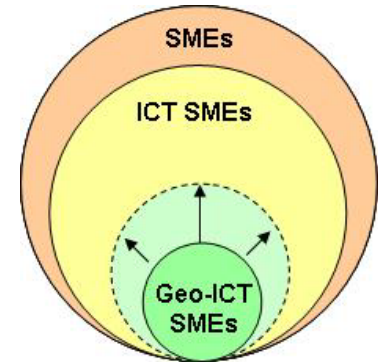
Giacomo Martirano (Epsilon Italia)

www.smespire.eu

g.martirano@epsilon-italia.it

Geo-ICT SMEs: a new paradigm?

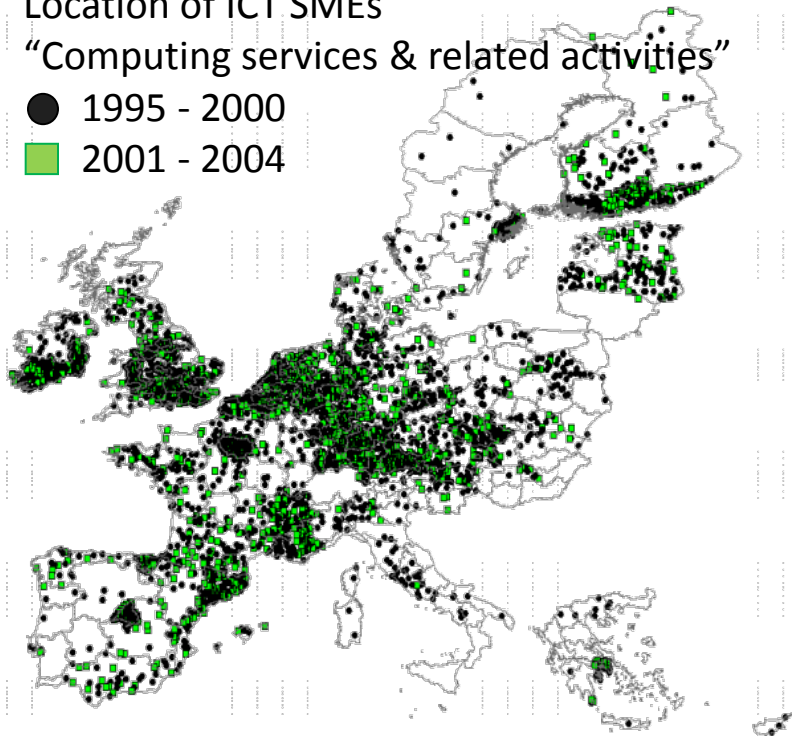
- 99.8 % of enterprises (92.2 % are micro-enterprises)
- 67.4 % of jobs (87 M employees, 38 M in micro-ent.)
- 58,1 % of GVA (3.588 B€, 1.307 B€ by micro-ent.)



Location of ICT SMEs

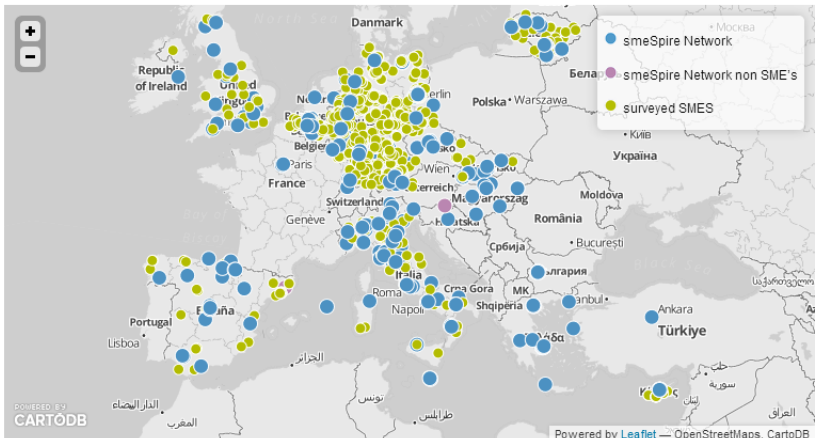
“Computing services & related activities”

- 1995 - 2000
- 2001 - 2004



Geo-ICT SMEs in Europe

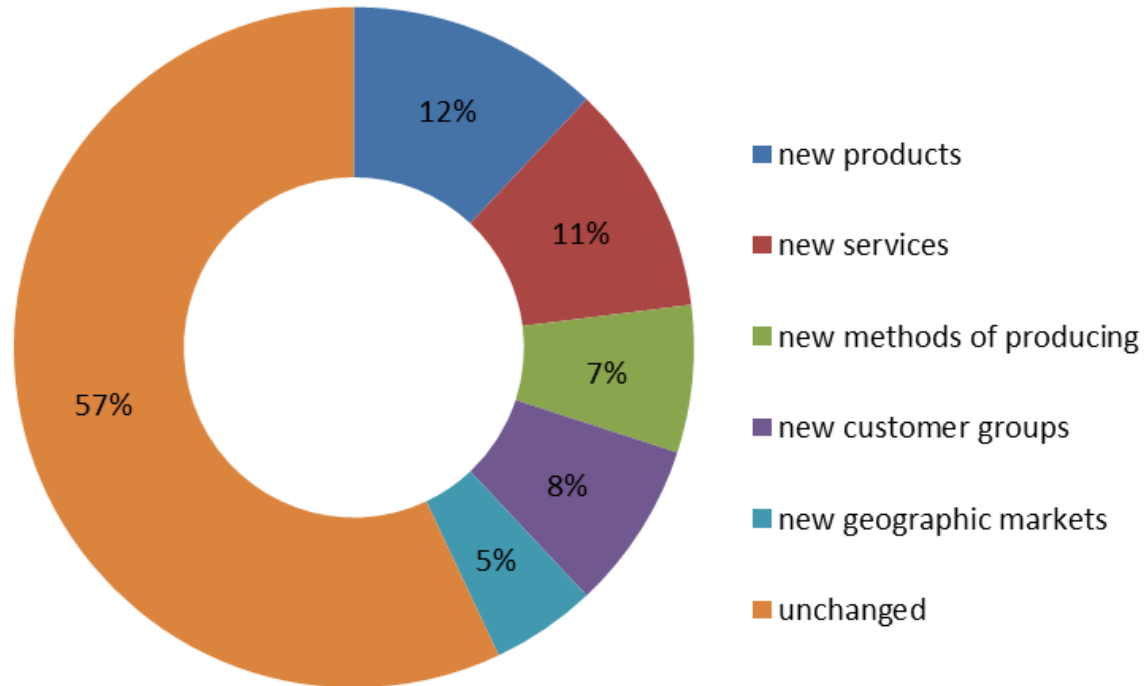
The map shows the SMEs surveyed by the project partners in the participating Member States and the members of the smeSpire Network.



Not in the map? please [Join us](#) or [Contact us](#) | Powered by [Leaflet](#), [CartoDB](#), [OSM](#) | [Large Map](#)

Number of SMEs: 1,801

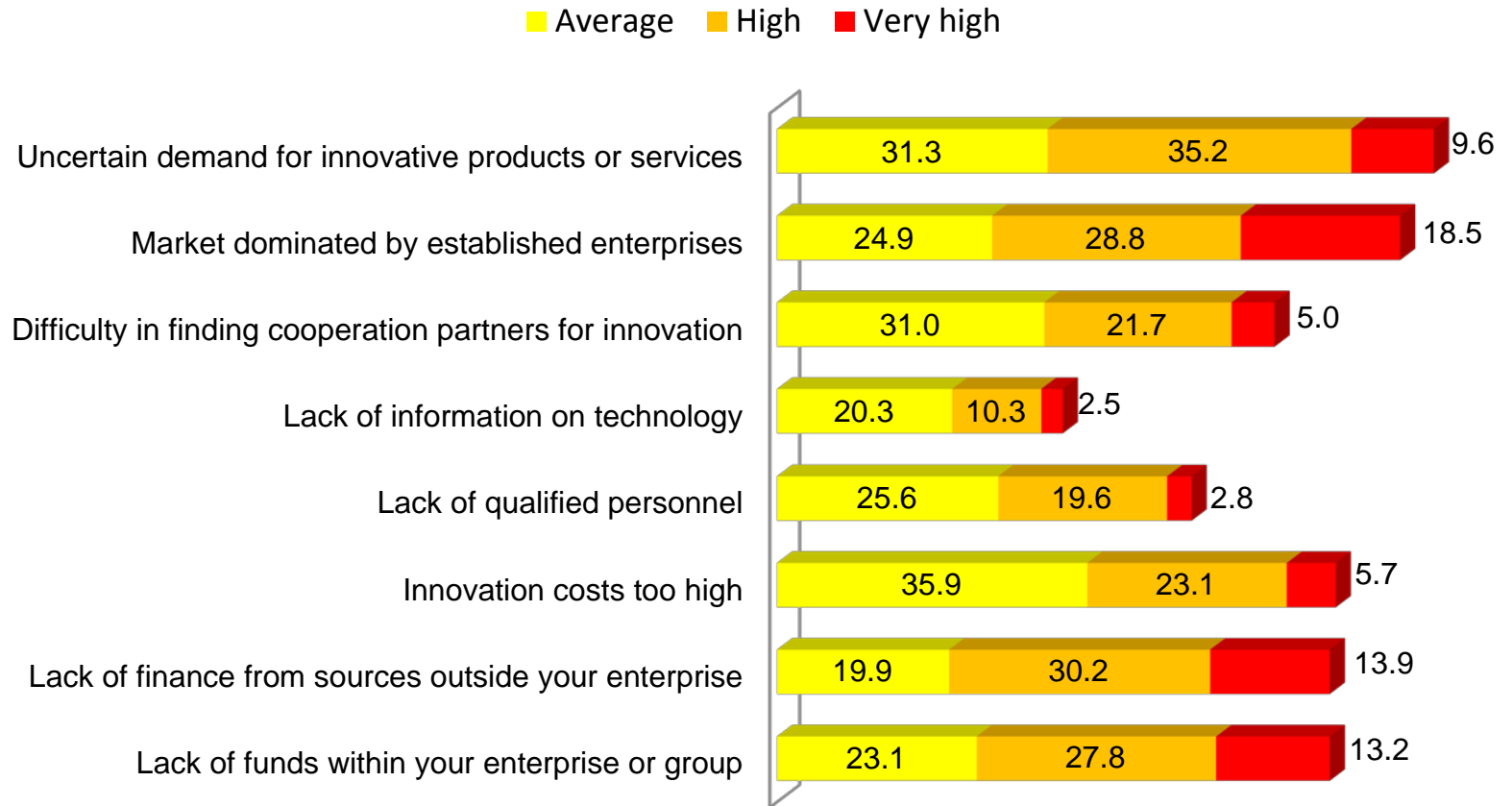
Impact of INSPIRE on innovation



Changes in total turnover in 2011 due to INSPIRE (average %)

- INSPIRE already has a quite significant (43%) impact on companies' turnover
- changes mainly related to introduction of new products and new services

Barriers to innovation



The balance



- We are part of the backbone of the EU economy, but we cannot stop to optimise everything in our organizations
- We have capacities to innovate, but we cannot stop to invest in maintaining very high skills
- We can compete, but we cannot stop to learn how to better cooperate
- We will never lower our voice, but we cannot stop to count on our own resources

Conclusions

Thank you!

g.martirano@epsilon-italia.it

Join us at www.smespire.eu



Follow @smespire



Link to smespire