

Data exchange and harvesting - e-Reporting and thematic portals

Modernising e-reporting from the EEA Reportnet 3 perspective

The EEA data domain



Air pollution,
transport and noise



Industrial
pollution



Climate change
mitigation and energy



Climate change impacts,
vulnerability and
adaptation



Water management,
resources and
ecosystems



Marine and maritime,
fisheries and coastal



Biodiversity, ecosystems,
agriculture and forests



Urban, land use
and soil

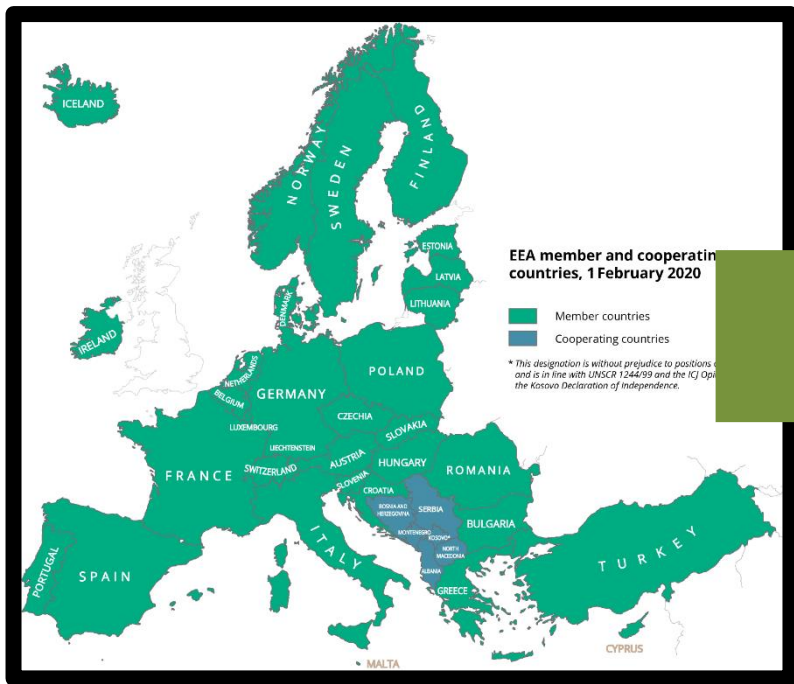


Waste and material
resources



The flow of data and information

1. Country deliveries



2. European datasets

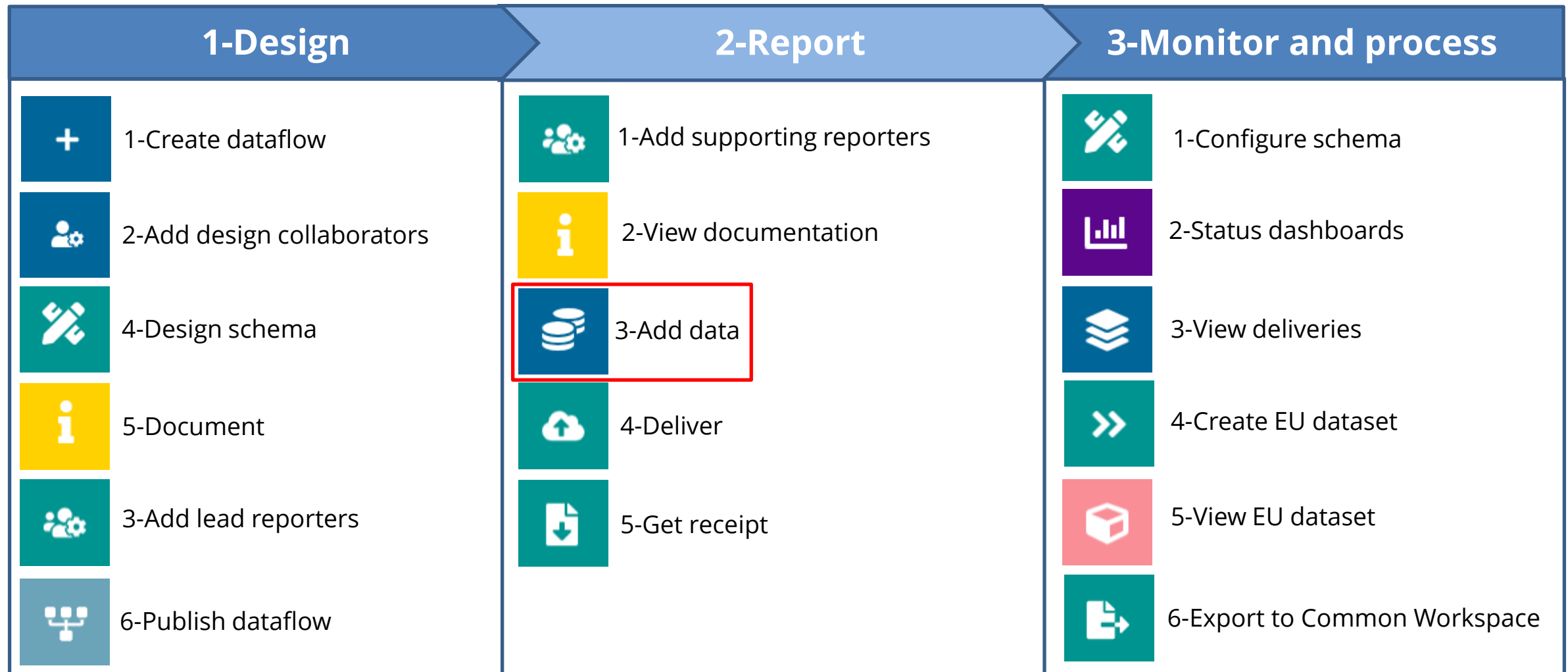


3. European products

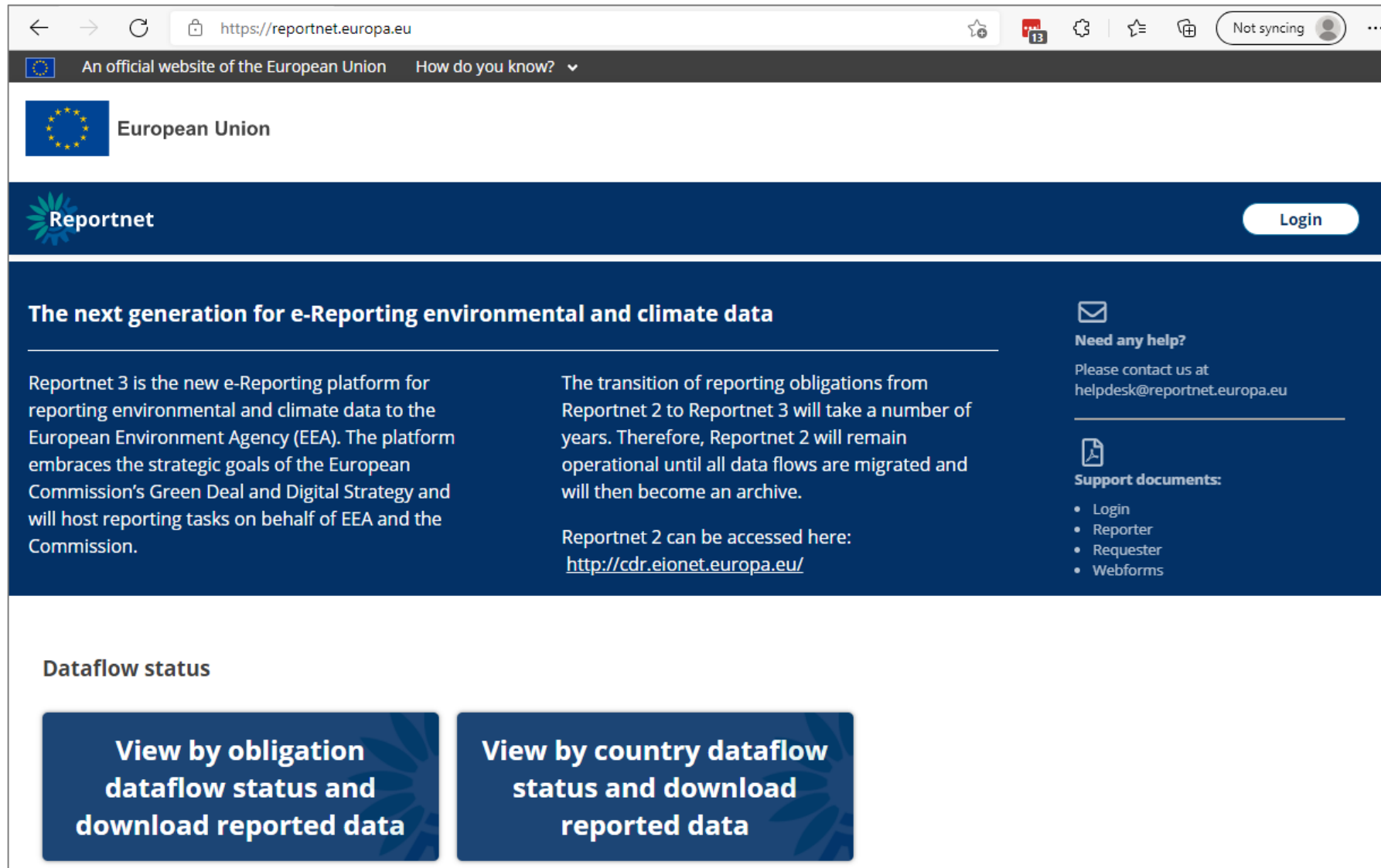


EEA is actively managing over 100 dataflows provided mainly from countries but also industry.

Reportnet 3 – the e-Reporting tool




1. Public pages - Walkthrough of Reportnet 3




The screenshot shows a web browser window with the URL <https://reportnet.europa.eu>. The browser's address bar includes navigation icons, a lock icon, and a 'Not syncing' notification. Below the browser window, the website header features the European Union flag and the text 'European Union'. The main navigation bar is dark blue with the 'Reportnet' logo on the left and a 'Login' button on the right. The main content area has a dark blue background with white text. It features a heading 'The next generation for e-Reporting environmental and climate data' followed by two columns of text. The left column describes Reportnet 3 as the new e-Reporting platform for environmental and climate data to the EEA. The right column explains the transition from Reportnet 2 to Reportnet 3 and provides a link to access Reportnet 2. To the right of the main text, there is a 'Need any help?' section with contact information and a 'Support documents' section with a list of links. At the bottom, there is a 'Dataflow status' section with two large blue buttons: 'View by obligation dataflow status and download reported data' and 'View by country dataflow status and download reported data'.

← → ↻ <https://reportnet.europa.eu> Not syncing

An official website of the European Union How do you know? ▾

 European Union


 Reportnet Login


The next generation for e-Reporting environmental and climate data

Reportnet 3 is the new e-Reporting platform for reporting environmental and climate data to the European Environment Agency (EEA). The platform embraces the strategic goals of the European Commission's Green Deal and Digital Strategy and will host reporting tasks on behalf of EEA and the Commission.

The transition of reporting obligations from Reportnet 2 to Reportnet 3 will take a number of years. Therefore, Reportnet 2 will remain operational until all data flows are migrated and will then become an archive.

Reportnet 2 can be accessed here:
<http://cdr.eionet.europa.eu/>

 **Need any help?**
Please contact us at helpdesk@reportnet.europa.eu

 **Support documents:**

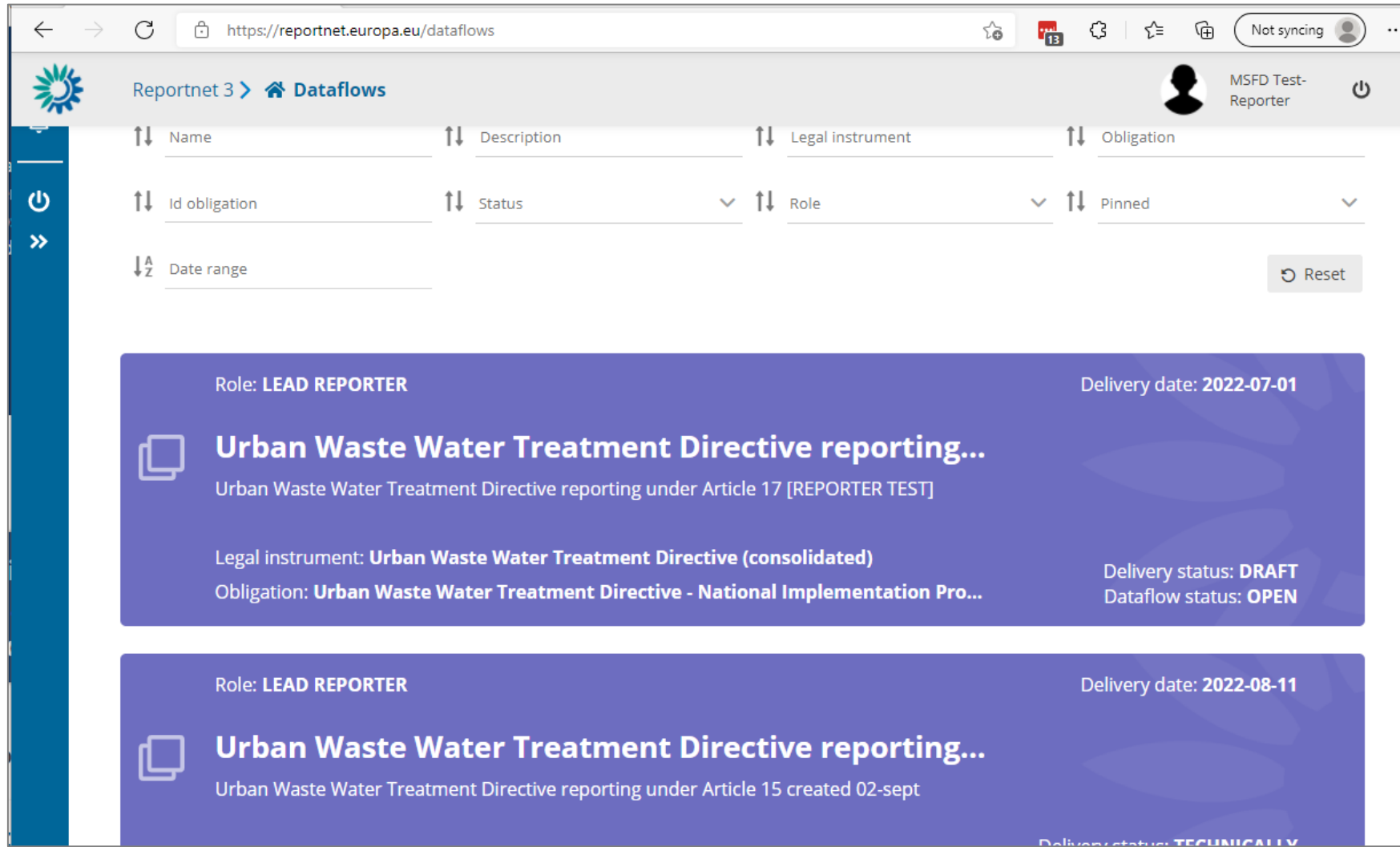
- Login
- Reporter
- Requester
- Webforms

Dataflow status

View by obligation dataflow status and download reported data

View by country dataflow status and download reported data

2. Login - Walkthrough of Reportnet 3



The screenshot shows the Reportnet 3 Dataflows page in a web browser. The browser address bar displays <https://reportnet.europa.eu/dataflows>. The page header includes the Reportnet 3 logo and the user profile 'MSFD Test-Reporter'. The main content area features a table with columns for Name, Description, Legal instrument, and Obligation. Below the table, there are two dataflow entries, each represented by a purple card. The first card is for 'Urban Waste Water Treatment Directive reporting...' under Article 17, with a delivery date of 2022-07-01, legal instrument 'Urban Waste Water Treatment Directive (consolidated)', and a delivery status of DRAFT. The second card is for 'Urban Waste Water Treatment Directive reporting...' under Article 15, with a delivery date of 2022-08-11 and a delivery status of TECHNICALLY.

Name	Description	Legal instrument	Obligation
Urban Waste Water Treatment Directive reporting...	Urban Waste Water Treatment Directive reporting under Article 17 [REPORTER TEST]	Urban Waste Water Treatment Directive (consolidated)	Urban Waste Water Treatment Directive - National Implementation Pro...
Urban Waste Water Treatment Directive reporting...	Urban Waste Water Treatment Directive reporting under Article 15 created 02-sept		

3. Find dataflow - Walkthrough of Reportnet 3

The screenshot shows a web browser window with the URL <https://reportnet.europa.eu/dataflow/250>. The page header includes the European Union logo and the text "European Union". Below this, the Reportnet 3 logo is visible, along with navigation links for "Dataflows" and "Dataflow". The user profile "MSFD Test-Reporter" is shown in the top right corner.

The main content area features a large heading: "Urban Waste Water Treatment Directive reporting Article 17 [REPORTER TEST]" with a sub-heading "Dataflow - Estonia". Below the heading are five colored buttons with icons and labels:

- Dataflow help** (Yellow button with an 'i' icon)
- Reference Dataset - Historical Data** (Blue button with an open book icon)
- Reference Dataset - Reference Data** (Blue button with an open book icon)
- Reporting Data** (Dark blue button with a database icon)
- Release to data collection** (Teal button with a cloud upload icon)

A vertical sidebar on the left contains navigation icons for home, search, help, notifications, settings, and user management.

4. Add data - Walkthrough of Reportnet 3

https://reportnet.europa.eu/dataflow/250/dataset/20898?tab=61644ad9e1a68d00018e9386

An official website of the European Union How do you know? ▾

European Union

Reportnet 3 > Dataflows > Dataflow > Estonia > Dataset

MSFD Test-Reporter

Reporting Data *Pending*

Urban Waste Water Treatment Directive reporting Article 17 [REPORTER TEST] - Estonia

Import dataset data Export dataset data Delete dataset data

Validate Show validations QC Rules Dashboards Manage copies Refresh

FLAContact FLAglomerations ⚠️ FLAUWWTPs ⚠️ FLAInvestments ⚠️

Import table data Export table data Delete table data Show/Hide columns Validation filter

Filter by value

Actions	Validations	flarepCode ⓘ	uwwCode ⓘ	uwwName ⓘ	flatpStatus ⓘ	flatpReasons ⓘ
		EE2020	EPUH0370530	Jüri reoveepuhasti	C	New requirements. Du to the changes in the generated load stricter rules began to apply.
		EE2020	EPUH0370900	Kurtna Põhi	C	New requirements. Du to the changes in the generated load stricter rules began to apply ar transition period is in process
						New requirements. Du

5. Validate - Walkthrough of Reportnet 3

The screenshot displays the Reportnet 3 validation interface. At the top, there is a browser address bar with the URL <https://reportnet.europa.eu/dataflow/250/dataset/20898?tab=61644ad9e1a68d00018e9386>. Below the browser, there is a navigation bar with the European Union logo and the text "An official website of the European Union".

The main content area is titled "Validations" and features a filter interface with dropdown menus for "Type of QC", "Table name", "Field", and "Level error". There are "Apply filters" and "Reset" buttons. Below the filters is a table with the following data:

Entity	Table	Field	Code	Level error	Message	Number of records
RECORD	FLAUWWTPs		FLAUWWTPs-4-flatpExpecDate	BLOCKER	The record has flaggExpecDateStartWork value higher than flaggExpecDateCompletion value	1
TABLE	FLAglomerations		TB2	BLOCKER		1
RECORD	FLAInvestments		FLAInvestments-8-soecStartYear	BLOCKER	Some of the reported dates soecStartYear or soecEndYear do not follow the specified criteria.	4

At the bottom of the table, there is a pagination bar showing "Rows per page 10", "Go to 1 of 1", and "Total: 3 records (total errors: 6)".



6. Deliver - Walkthrough of Reportnet 3

The screenshot displays the Reportnet 3 web application interface. The browser address bar shows the URL <https://reportnet.europa.eu/dataflow/250>. The page header includes the European Union logo and the text "European Union". Below this, the Reportnet 3 logo is visible, followed by navigation links for "Reportnet 3", "Dataflows", and "Dataflow". The user profile is identified as "MSFD Test-Reporter".

The main content area features a large heading: "Urban Waste Water Treatment Directive reporting Article 17 [REPORTER TEST]" with a sub-heading "Dataflow - Estonia". Below the heading are five action buttons:

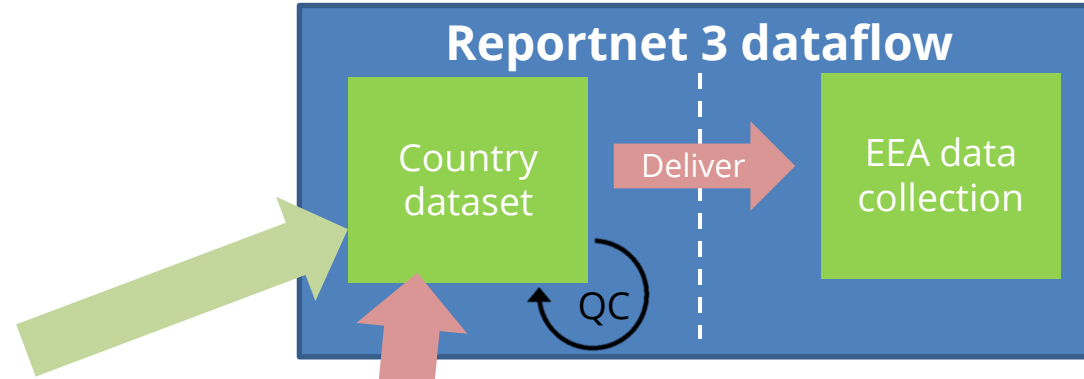
- Dataflow help
- Reference Dataset - Historical Data
- Reference Dataset - Reference Data
- Reporting Data
- Release to data collection

A vertical sidebar on the left contains navigation icons for home, search, help, notifications, settings, and user management.

“Add data” - Data import options with Reportnet 3

A. Standard data delivery options

1. Add single record
2. Paste records
3. Import CSV to table
4. Import CSVs to dataset
5. Push via API (JSON / CSV)



B. Customised data delivery options

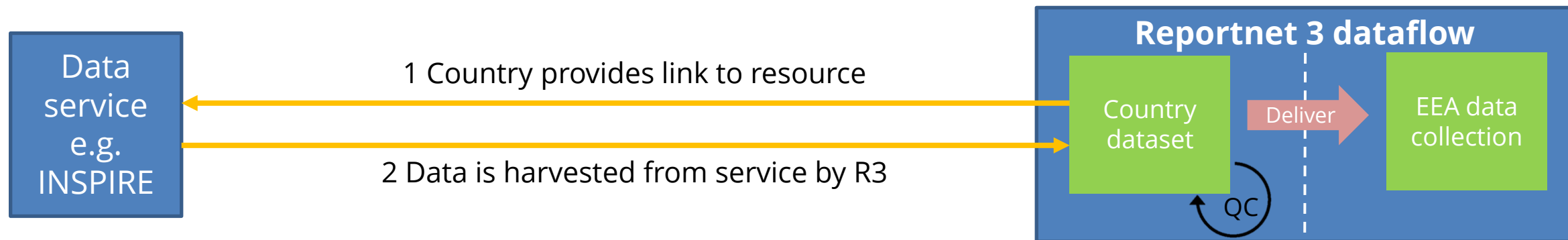
1. Import from local file
e.g. XSLX, XML, GML,
GeoPackage, SHP etc
2. Harvest from service
(WFS, Direct File)

Scenarios for populating reporting dataset

Scenario 1: Country transforms and pushes data into Reportnet 3 (API available as standard)



Scenario 2: Data is available in single agreed structure - Country uses Reportnet 3 to harvest (customised)



Thank you!

Jonathan.maidens@eea.europa.eu