



EUROPEAN
DATA PORTAL

European Data Portal Workshop on High Value Datasets: What are the lessons learned from INSPIRE?

June 8, 2020

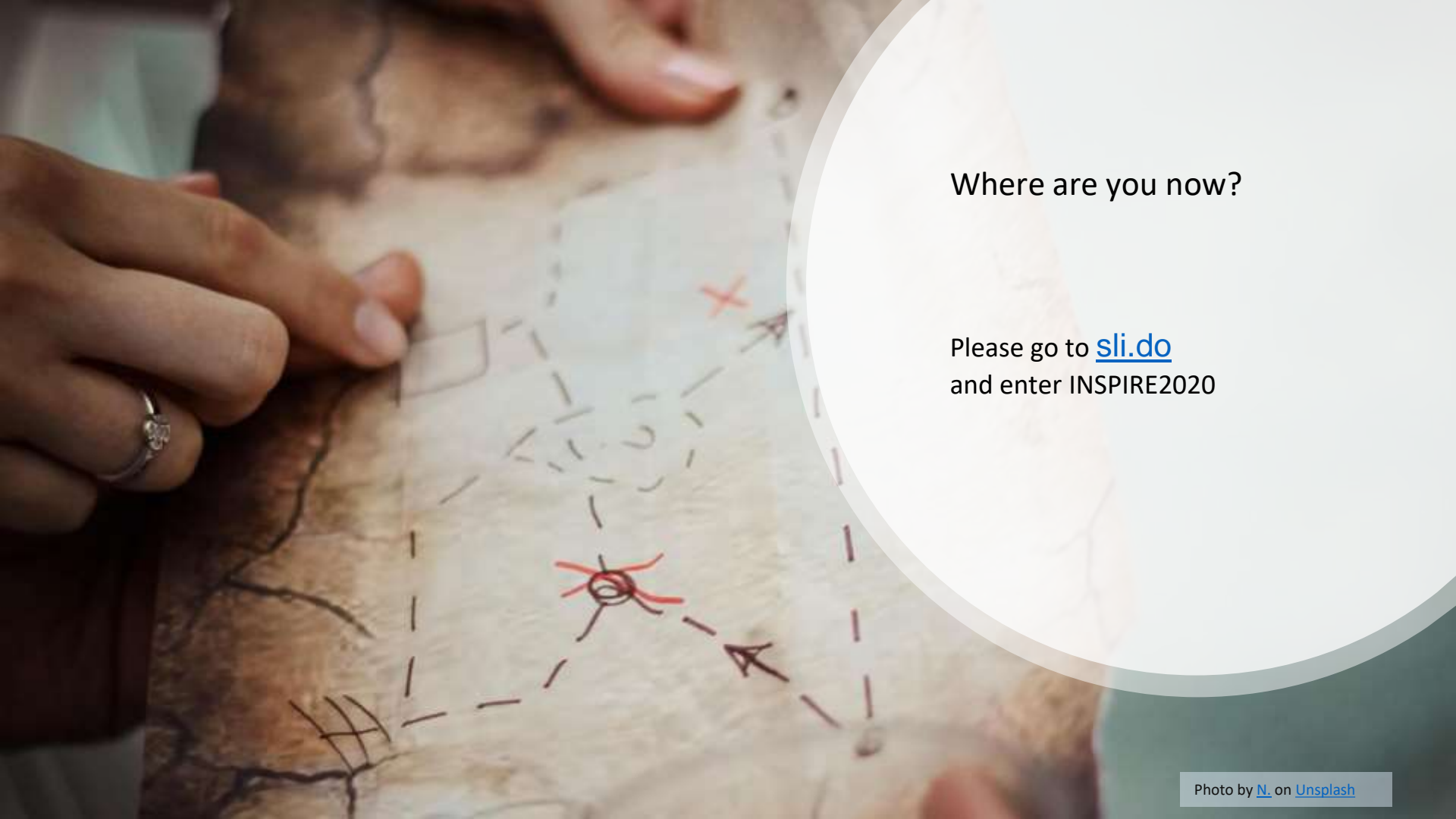
Gianfranco Cecconi, Capgemini Invent
Eline N. Lincklaen Arriëns, Capgemini Invent
Antje Kügeler, con terra

@EU_DataPortal

Agenda



- Welcome and Introduction to the Workshop
 - Where is everyone? *Interactive with sli.do*
- Overview of European Data Portal
- The Directive on Open Data and the Re-use of Public Sector Information and High Value Datasets
- What datasets would you consider High Value Datasets? *Interactive with sli.do*
- *Break*
- What are lessons from INSPIRE? *Interactive with sli.do*
- Closing
 - Summary
 - Checkout Activity "One line/word before leaving" *Interactive with sli.do*



Where are you now?

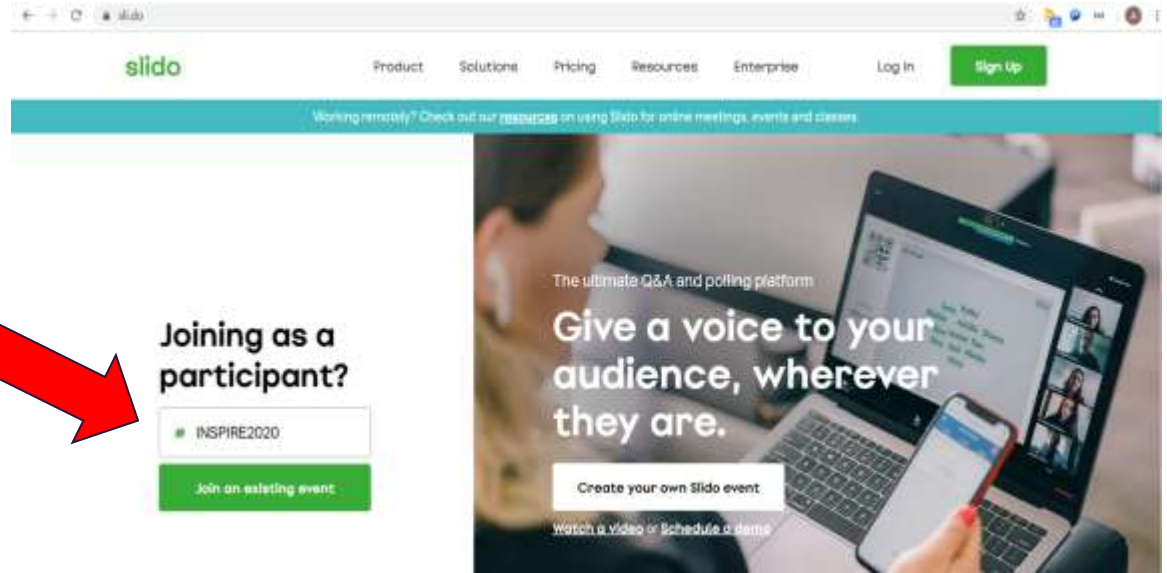

Please go to sli.do
and enter INSPiRE2020



Live Poll: What Country are you in right now?

Go to sli.do
Enter INSPIRE2020

Select room
“**European Data Portal
and High Value Datasets**”



Live Poll: What **Country** are you in right now?

The inputs will be shown as a word cloud – please use English spelling!



European Data Portal

The screenshot displays the European Data Portal interface. At the top, there is a navigation bar with the logo and the text "EUROPEAN DATA PORTAL". The main content area is divided into several sections:

- COVID-19**: A section titled "EDP for COVID-19" with a sub-header "Data". It contains a paragraph: "The European Data Portal offers a dedicated section for COVID-19 with the purpose of providing a better understanding of the current global emergency. In this section, we aim to empower citizens by presenting relevant datasets, data-related initiatives and editorial pieces on COVID-19. See all COVID-19 related content".
- Data Story**: A section titled "Data Story" with a sub-header "Social Distancing in the Public Transportation Systems of European Cities and Alternative Options". It includes an image of a person wearing a face mask and a date "04/08/2020". Below the image is a paragraph: "In the new phase of the pandemic, the world is taking its first steps in loosening the restrictive measures, while trying to make sure that social distancing can always be achieved. This created difficulties for the public transportation systems, as they can get very crowded. Some guidelines are set up to support policymakers and citizens to adjust according to the new situation. Also, some alternatives to the use of cars and public transportation are provided, assisted by data-related initiatives." and a link "Read more".
- Data**: A section titled "Data" with a sub-header "A collection of datasets that are related to COVID-19 are curated for the benefit of the public by the editorial team." and "COVID-19 Specific Categories". It features four icons: "Epidemiology", "Healthcare", "Research", and "Other". Below these icons are two buttons: "ALL COVID-19 DATASETS" and "DATA INITIATIVES".
- Search Datasets**: A section titled "Search Datasets" with a map of Europe in the background. It has two tabs: "By category" and "By term". Below the map are 15 category icons: "Agriculture, Fisheries, Forestry & Foods", "Economy & Finance", "Education, Culture & Sport", "Energy", "Environment", "Government & Public Sector", "Health", "International Issues", "Justice, Legal System & Public Safety", "Population & Society", "Regions & Cities", "Science & Technology", and "Transport". At the bottom are two buttons: "DATA CATALOGUES" and "ALL DATASETS".
- European Data Portal**: A section titled "European Data Portal" with a paragraph: "The European Data Portal harvests the metadata of Public Sector Information available on public data portals across European countries. Information regarding the provision of data and the benefits of re-using data is also included." Below this are three statistics: "36 Countries", "85 Catalogues", and "1071896 Datasets".
- Latest Reports**: A section titled "Latest Reports" with a navigation bar containing dots and arrows.
- Open Data Maturity in Europe**: A section titled "Open Data Maturity in Europe".

www.europeandataportal.eu



The Directive on Open Data and the Re-use of Public Sector Information and High Value Datasets



REMEMBER GDPR?

On the morning of 25 May 2018, all public sector bodies, businesses and organisations across the European Union had to change their ways in managing their customers and staff personal information. Beyond compliance, that triggered a generational cultural change in how our clients understand, use and process personal data.



On the morning of 17 July 2021, a new wave will impact public sector bodies and their suppliers of services. This is the time to start preparing for impact, and making it into an opportunity.



ENTER THE OPEN DATA DIRECTIVE

By **17 July 2021** the “Directive (EU) 2019/1024 of the European Parliament and of the Council of 20 June 2019 on open data and the re-use of public sector information” (or “Open Data Directive”) must be implemented by all EU Member States.

Among the other obligations, the OD Directive defines the concept of “high-value datasets” (HVDs) and requires public sector bodies and public undertakings to make this data available for re-use to the public, free of charge.





2003

L 345/90

EN

Official Journal of the European Union

31.12.2003

DIRECTIVE 2003/98/EC OF THE EUROPEAN PARLIAM of 17 November 2003 on the re-use of public sector infor

THE EUROPEAN PARLIAMENT AND THE COUNCIL OF THE EUROPEAN UNION,

Having regard to the Treaty establishing the European Community, and in particular Article 95 thereof,

Having regard to the

Having regard to the Social Committee (7),

Having regard to Regions (7),

Acting in accordance of the Treaty (7),

Whereas:

- (1) The Treaty pre market and of internal marke rules and prac exploitation of the achieve

(5) On
int
to
se
dig
ev
ge

2013

27.6.2013

EN

Official Journal of the European Union

L 175/1

(Legislative acts)

DIRECTIVES

2019

L 172/56

EN

Official Journal of the European Union

26.6.2019

DIRECTIVE (EU) 2019/1024 OF THE EUROPEAN PARLIAMENT AND OF THE COUNCIL of 20 June 2019 on open data and the re-use of public sector information (recast)

THE EUROPEAN PARLIAMENT AND THE COUNCIL OF THE EUROPEAN UNION,

Having regard to the Treaty on the Functioning of the European Union, and in particular Article 114 thereof,

Having regard to the proposal from the European Commission,

After transmission of the draft legislative act to the national parliaments,

Having regard to the opinion of the European Economic and Social Committee (7),

AND OF THE COUNCIL

sector information

or financial constraints, and which promote the of information not only for economic but also for the public, can play an role in kick-starting the development of new used on novel ways to combine and make use information, stimulate economic growth and social engagement. However, this requires a ting field at Union level in terms of whether be re-use of documents is authorised, which - achieved by leaving it subject to the different practices of the Member States or the public lies concerned.

re-use of documents held by a public sector



**OPEN DATA IS “DATA THAT ANYONE
CAN ACCESS, USE AND SHARE.”**



HIGH-VALUE DATASETS ARE
“**[DATASETS] THE RE-USE OF WHICH IS**
ASSOCIATED WITH IMPORTANT
BENEFITS FOR SOCIETY, THE
ENVIRONMENT AND THE ECONOMY,
(...) BECAUSE OF THEIR SUITABILITY
FOR THE CREATION OF VALUE-ADDED
SERVICES, APPLICATIONS AND (...)
JOBS, AND OF THE NUMBER OF
POTENTIAL BENEFICIARIES (...)”.



IT IS ABOUT COMPLIANCE HIGH-VALUE DATASETS SHALL BE AVAILABLE FOR RE-USE FREE OF CHARGE, IN MACHINE READABLE FORMAT, VIA SUITABLE APIS AND, WHERE RELEVANT, AS A BULK DOWNLOAD.



IT IS ABOUT OPPORTUNITY HIGH-VALUE DATASETS WILL BECOME FLAGSHIP DATA RESOURCES. THEY DEMONSTRATE THE OPPORTUNITY TO GROW THE EUROPEAN DATA MARKET BY DELIVERING DATA-DRIVEN, CROSS-BORDER, CROSS-INDUSTRY SERVICES.

THE EUROPEAN DATA PORTAL IS ON THE FRONTLINE OF SUPPORTING ADOPTION

Since its inception in 2015 the **European Data Portal** is the EU's largest project to support the Member States publishing more and better open data, including what will now be called HVDs.

The screenshot displays the European Data Portal interface. At the top, there is a navigation bar with the logo and the text "EUROPEAN DATA PORTAL". Below this, a dark blue header contains menu items: "COVID-19", "Data", "Impact & Studies", "Training", "News & Events", and "About".

The main content area is divided into several sections:

- EDP for COVID-19:** A section with a heading and a paragraph: "The European Data Portal offers a dedicated section for COVID-19 with the purpose of providing a better understanding of the current global emergency. In this section, we aim to empower citizens by presenting relevant datasets, data-related initiatives and editorial pieces on COVID-19. See all COVID-19 related content".
- Data:** A section with a heading and a paragraph: "A collection of datasets that are related to COVID-19 are curated for the benefit of the public by the editorial team." Below this, there are "COVID-19 Specific Categories" with icons for "Epidemiology", "Healthcare", "Research", and "Other". At the bottom of this section are links for "ALL COVID-19 DATASETS" and "DATA INITIATIVES".
- Data Story:** A section with a heading and a sub-heading: "Social Distancing in the Public Transportation Systems of European Cities and Alternative Options". It includes an image of a person wearing a face mask and a date "04/08/2020". Below the image is a paragraph: "In the new phase of the pandemic, the world is taking its first steps in loosening the restrictive measures, while trying to make sure that social distancing can always be achieved. This created difficulties for the public transportation systems, as they can get very crowded. Some guidelines are set up to support policymakers and citizens to adjust according to the new situation. Also, some alternatives to the use of cars and public transportation are provided, assisted by data-related initiatives." and a link "Read more".
- Search Datasets:** A section with a heading and a search bar. Below the search bar are icons for various categories: "Agriculture, Fisheries, Forestry & Foods", "Economy & Finance", "Education, Culture & Sport", "Energy", "Environment", "Government & Public Sector", "Health", "International Issues", "Justice, Legal System & Public Safety", "Population & Society", "Regions & Cities", "Science & Technology", and "Transport". At the bottom are links for "DATA CATALOGUES" and "ALL DATASETS".
- European Data Portal:** A section with a heading and a paragraph: "The European Data Portal harvests the metadata of Public Sector Information available on public data portals across European countries. Information regarding the provision of data and the benefits of re-using data is also included." Below this are statistics: "36 Countries", "85 Catalogues", and "1071896 Datasets".

BEYOND OPEN DATA

In 2019, the EU also started a sister-project, too: the **Support Centre for Data Sharing**, extending the scope from open data to every data sharing model, for public sector but also private.

<https://eudatasharing.eu>

Support Centre for Data Sharing

English Log in

HOME ABOUT US DATA SHARING PRACTICE EXAMPLES NEWS & EVENTS FORUM SUPPORT Search

iSHARE: Data sharing in the Dutch transport and logistics sector

iSHARE

This article is a follow-up on the practice example on iSHARE: Sharing Dutch transport and logistics data.

Governments', businesses' and individuals' understanding of data has changed dramatically over the last few years. Through education, news, legislative change, and supporting education programmes and dedicated data infrastructure, EU citizens have had many opportunities to develop an awareness of what data means for their lives, and of the potential economic and social impact of data that affects them directly.

The "Support Centre for Data Sharing" (SCDS) is a new initiative funded by the European Commission to further support the development of the Digital Single Market. Our objective is to facilitate data sharing, i.e. transactions in which data held by public sector or private sector are made available to other organisations (public or private) for use and re-use. Data sharing can happen in exchange for payment (or other reward) or for free. Success of data sharing depends on practices, technology, cultural elements and legal frameworks that are relevant to sharing any kind of information digitally, between individuals or organisations.

SCDS focuses on researching, documenting, and reporting about the data sharing practices, EU legal frameworks, and access and distribution technologies that imply novel models, and legal or technological challenges. Through this website, we collect, develop and disseminate tools and technical expertise and provide practical support for data transactions. With awareness of the value and potential of data, maturity has evolved as well.

Today, everybody is a player and a contributor. Businesses and organisations are at the forefront where experience and knowledge are created and developed. The SCDS puts the community of data sharing practitioners not only at the center of its focus, but also enables them to create and contribute knowledge. We at SCDS are delivering an environment for the community of data sharing practitioners that is engaging, participatory and continuously evolving to address their needs. We will do everything that is needed for the potential of data to be harvested, grown, and given back to the citizens and businesses of the European Union.

NEWS

The effectiveness of the coronavirus tracking apps depends on how many people will download it
02.06.2020

Cyber security is important to prevent data breaches
28.05.2020

Give your opinion on the European strategy for data before 31 May!
26.05.2020

The ...


EVENTS

INSPIRE Conference 2020
12.06.2020


INSPIRE 2020 – the Virtual Conference! ... European Week of Regions and Cities in 2020
12.10.2020

...

TWEETS BY @EU_DATASHARING

 EU Support Centre for Data Sharing @EU_DataSharing

The EU Support Centre for Data Sharing celebrates #Diversity in any shape or form! Our dedicated staff have different backgrounds and we aim to publish #data related news and stories from a diverse range of countries as well! #BlackoutTuesday



High-value? What high-value?

Analytical Report no. 15

“High-value datasets: understanding the perspective of data providers”

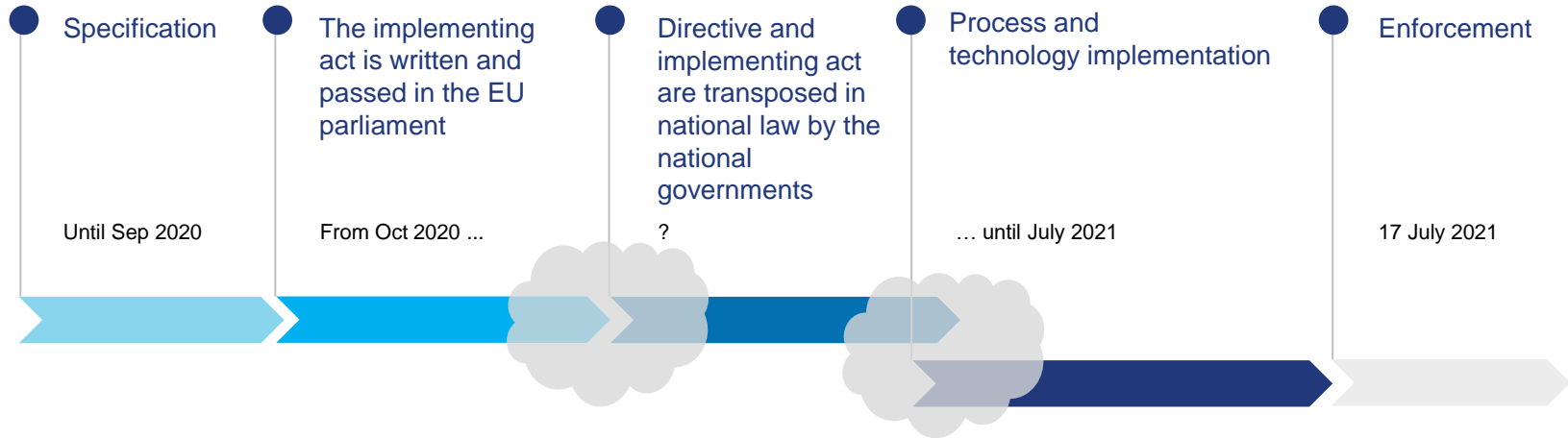
<https://europeandataportal.eu/en/impact-studies/studies?keywords=high-value>

The Economic Impact of Open Data

<https://europeandataportal.eu/en/impact-studies/open-data-impact>



Timeline



An aerial photograph of a pond with a large island in the center shaped like a question mark. The island is covered in brown and green vegetation. The water is a dark, calm blue. To the left of the pond, there is a narrow strip of land with a light-colored path or road. The overall scene is a natural landscape.

Questions?
Comments?

Please use the chat!

High-Value Datasets



benefits for society,
the environment
and the economy

re-use

create
value-added services

number of
potential beneficiaries



High Value Datasets



Thematic Categories	Examples
Geospatial	<ul style="list-style-type: none">• Postcodes• national and local maps
Earth observation and environment	<ul style="list-style-type: none">• energy consumption• satellite images
Meteorological	<ul style="list-style-type: none">• in situ data from instruments• weather forecasts
Statistics	<ul style="list-style-type: none">• demographic indicators• economic indicators
Companies and company ownership	<ul style="list-style-type: none">• business registers• registration identifiers
Mobility	<ul style="list-style-type: none">• road signs• inland waterways

Source:

Open Data Directive ([Directive \(EU\) 2019/1024](#)), No. 66



What should be considered a High Value Dataset?

Please go to sli.do and enter INSPIRE2020

Select room "European Data Portal and High Value Datasets"

- Think about what **you would consider a High Value Dataset**
- As participants enter their ideas, these are listed
 - Please check if someone else has already entered whatever you want to add
 - You can also "vote" for ideas
 - The most popular ideas will be listed on top
- We will take some time to go through all ideas



An aerial photograph of a pond with a large island in the center shaped like a question mark. The island is covered in brown and green vegetation. The water is a dark, still blue. To the left of the pond, there is a narrow strip of land with a light-colored path or road. The overall scene is a natural landscape.

Questions?
Comments?

Please use the chat!



Lessons from INSPIRE

Please go to sli.do and enter INSPIRE2020

Select room “European Dataportal and High Value Datasets”

- Think about

What are lessons from INSPIRE that can be useful for the implementation of High Value Datasets?

- As everyone enter their ideas, these are listed
 - Please check if someone else has already entered whatever you want to add
 - You can also “vote” for ideas
 - The most popular ideas will be listed on top

An aerial photograph of a pond with a question mark shape formed by a small island in the water. The pond is surrounded by a grassy bank on the left and a wooded area on the right. The water is dark blue-green. The question mark is formed by a small island of brownish vegetation in the center of the pond. The background of the text is a light blue circular overlay.

Questions?
Comments?

Please use the chat!

THANK YOU

One word or
line on leaving

on sli.do



Any questions?

Eline N. Lincklaen Arriëns
eline.lincklaen.arriens@capgemini.com
@eu_dataportal

Gianfranco Cecconi
gianfranco.cecconi@
capgemini.com

Antje Kügeler
a.kuegeler@conterra.de