



Facts & Feelings

Online INSPIRE Conference 2020 - Closing session

Friday 12 June 2020

Some statistics

8-31

8 days of conference

31 sessions

1230

Unique participants

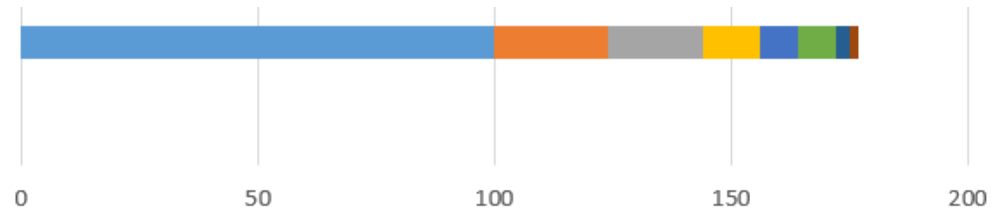
177

Respondents

About you

| | |
|--------------------------|---|
| Germany | █ |
| Spain | █ |
| Belgium | █ |
| Italy | █ |
| Netherlands | █ |
| France | █ |
| United Kingdom | █ |
| Portugal | █ |
| Sweden | █ |
| Austria | █ |
| Denmark | █ |
| Finland | █ |
| Greece | █ |
| Cyprus | █ |
| Czechia | █ |
| Ireland | █ |
| Lithuania | █ |
| Hungary | █ |
| Norway | █ |
| Luxembourg | █ |
| North Macedonia | █ |
| Switzerland | █ |
| Albania | █ |
| Croatia | █ |
| India | █ |
| Indonesia | █ |
| Malta | █ |
| United States of America | █ |

28 countries
Top 5: DE, ES, BE, IT, NL



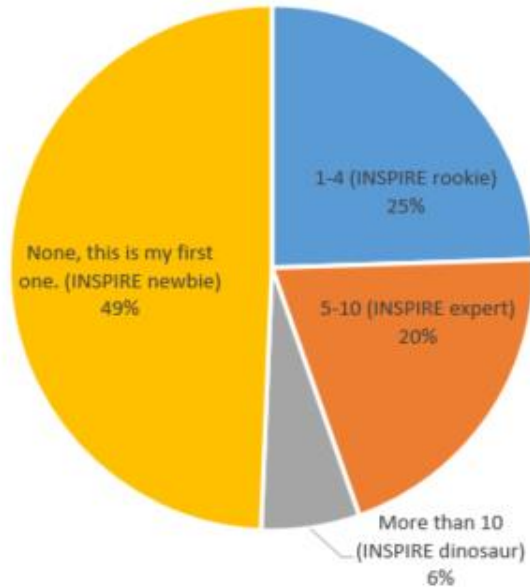
- █ Regional or national administration.
- █ Small and Medium Size Enterprise (SME).
- █ Academia.
- █ Municipality / city administration / associations representing cities and communities.
- █ European administration.
- █ Large Enterprise.
- █ International organisation.
- █ Digital Innovation Hub, Living Lab, city lab, policy lab, etc.

Organisations: More than half of the respondents came from national and regional authorities









| | | | |
|--|---|----|---------|
| (Geo)ICT expert | █ | 48 | 26.67 % |
| Data scientist/analyst | █ | 37 | 20.56 % |
| Other | █ | 36 | 20.00 % |
| Digital policy officer (digital transition/e-gov/open data/...) | █ | 16 | 8.89 % |
| (Geo)ICT manager | █ | 14 | 7.78 % |
| Thematic Policy officer (environment/climate/energy/transport/...) | █ | 13 | 7.22 % |
| Business developer (analyst/product owner/...) | █ | 8 | 4.44 % |
| Business manager (services/processes) | █ | 5 | 2.78 % |
| Legal officer | █ | 3 | 1.67 % |

Roles: overall, a large representation of technical experts

About you



49% of respondents are first-timers.

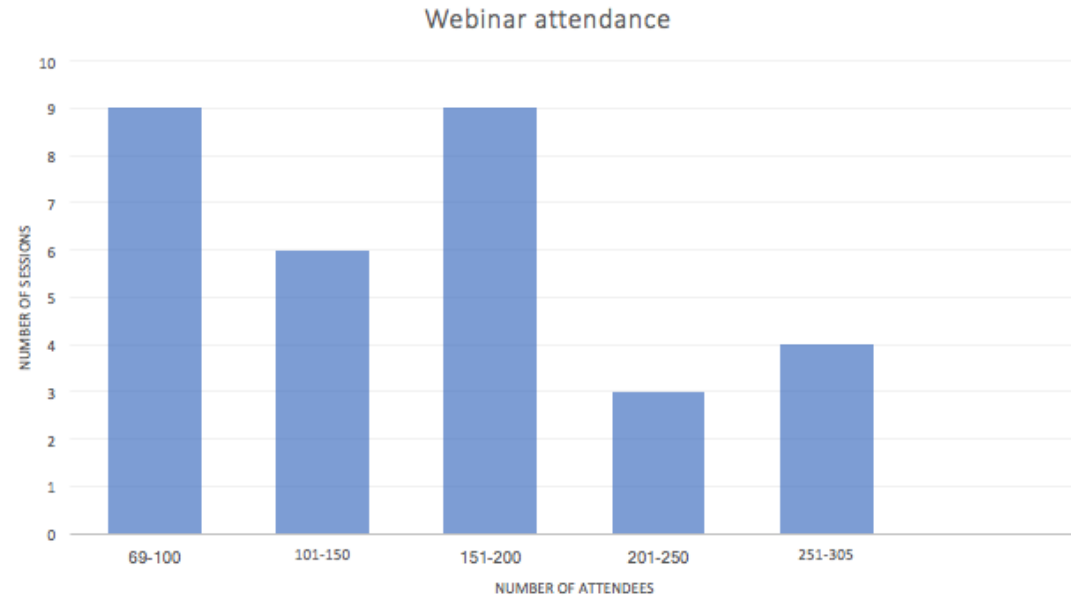
| | | | |
|---|---|-----|---------|
| I wanted to learn new things. |  | 125 | 70,621% |
| The conference programme looked very interesting. |  | 107 | 60,452% |
| For one specific session. |  | 41 | 23,164% |
| I was a presenter in a session. |  | 25 | 14,124% |
| For the networking opportunities. |  | 20 | 11,299% |
| For the speaker line-up. |  | 17 | 9,605% |
| My boss made me. |  | 15 | 8,475% |
| Other (Please specify) |  | 9 | 5,085% |

An interesting programme and a healthy curiosity for learning new things were the main drivers to join the online INSPIRE conference.

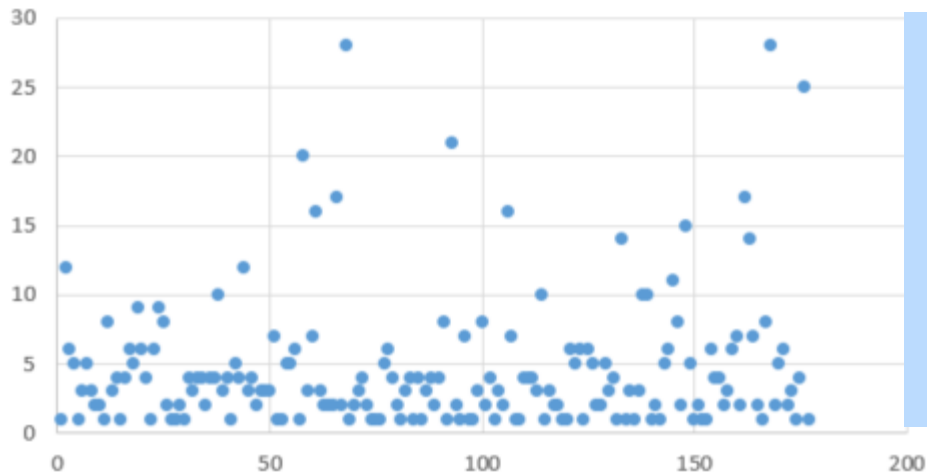
About the attendance

Session turnout between
69 – 305

16 sessions welcomed
more than 150 participants



How many sessions did you attend?



5 people followed 20 or more sessions

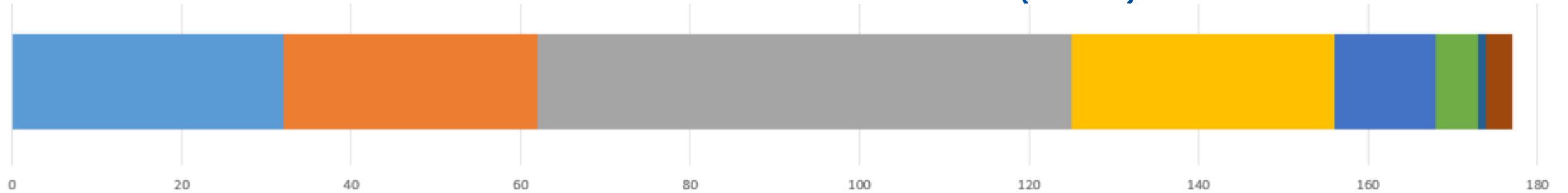
2 people followed all sessions so far!

Most people followed 1-5 sessions

Other reasons to join the conference

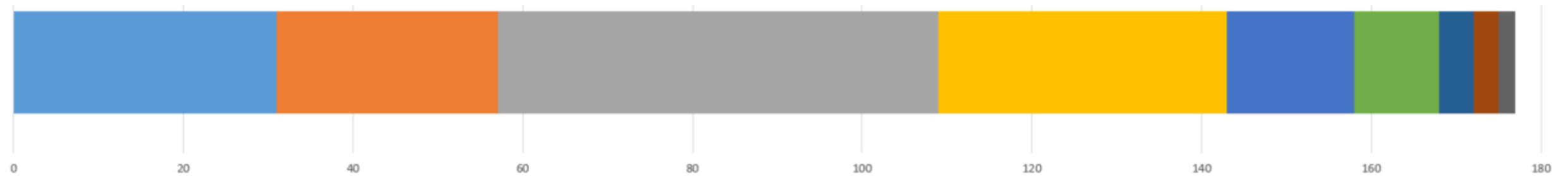
- Because it was a `_virtual_` conference :-)
- It was open to all and available online (I would not have attended otherwise), and for a couple of specific sessions relating to my area of interest.
- I wanted to find use cases and practical information regarding INSPIRE implementation.
- Hear about INSPIRE webinars from my project manager
- Keep up to date and see where european strategies are pointing to.
- online session made it easy to join
- It is a great opportunity to get an overview of all things INSPIRE - from user cases, to overall trends.
- For the virtual side. Easier to follow some sessions than to go abroad for one week
- To get up to date about current developments in INSPIRE
- ...

INSPIRE2020 online conference (1/2)



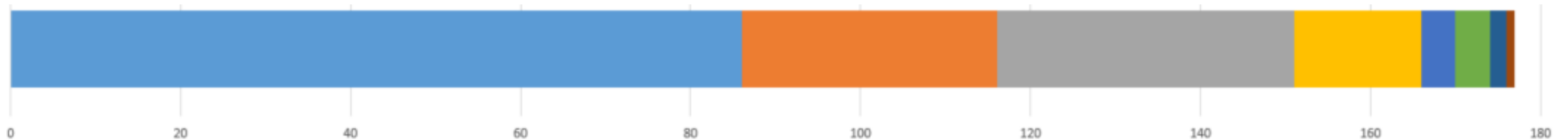
On a scale of 1 - 10 ...: Overall, how would you rate the online INSPIRE conference 2020? ▾

■ 10/10 ■ 9/10 ■ 8/10 ■ 7/10 ■ 6/10 ■ 5/10 ■ 4/10 ■ 3/10



On a scale of 1 - 10 ...: To which extent did the online conference and presented content meet your expectations? ▾

■ 10/10 ■ 9/10 ■ 8/10 ■ 7/10 ■ 6/10 ■ 5/10 ■ 4/10 ■ 3/10 ■ 2/10



On a scale of 1 - 10 ...: How well was the conference organised? Sessions started on time, registration was easy and connection information timely and easy to use. ▾

■ 10/10 ■ 9/10 ■ 8/10 ■ 7/10 ■ 6/10 ■ 5/10 ■ 4/10 ■ 3/10

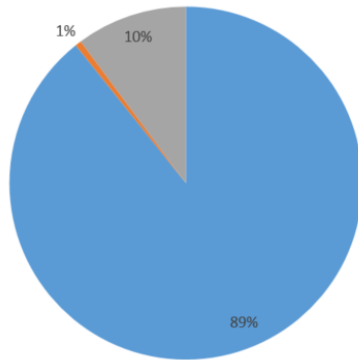
INSPIRE2020 online conference (2/2)



Your online experience

Was the online INSPIRE conference too long, too short or about right?

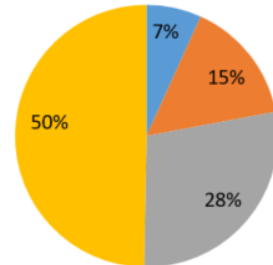
■ Just about right. ■ Much too long. ■ Too long.



8 days of online conference was experienced as just right

In the presentations where sli.do was used. Where you able to...

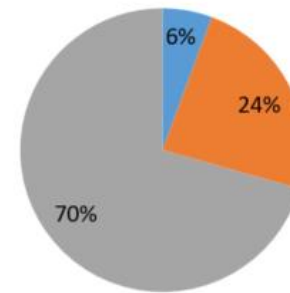
■ No, I did not manage to connect and answer the questions.
 ■ No, I preferred not to participate.
 ■ Yes, no problem. I already used sli.do.
 ■ Yes, no problem. I did not have any previous experience with sli.do.



Sli.do was experienced as an adequate interactivity tool

Did you multitask while attending the sessions...

■ All the time. ■ No. ■ Sometimes.



A lot of multi-tasking going on

What's the strangest thing you did while attending the INSPIRE online conference 2020?

| | |
|---|---------|
| Made coffee | 52,542% |
| Eating breakfast while following a session. | 28,814% |
| Other but my lips are sealed | 21,469% |
| Follow a session in my pyjamas. | 14,689% |
| Cooked lunch/dinner | 7,910% |
| Watched the 9 'o clock session from bed | 1,695% |

Coffee/Tea is still the black engine for conferences.

| What did you particularly miss compared to the traditional face to face INSPIRE conference? | | |
|---|--|---------|
| Networking with peers at the conference. | | 53,672% |
| Disconnecting from work and the office. | | 41,808% |
| Networking with peers on a sunny terrace with a drink. | | 40,113% |
| The INSPIRE conference vibe. A tingling sensation to see | | 39,548% |
| Human warmth. | | 36,723% |
| The social events. | | 35,028% |
| The plenary sessions. | | 19,774% |
| Nothing. | | 19,774% |
| The silly pineapple shirts people tend to wear. | | 7,345% |



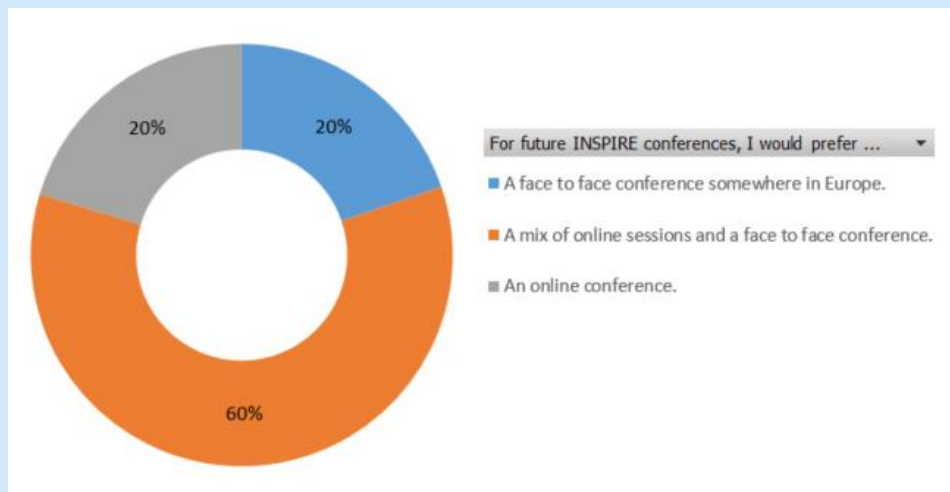
Networking and disconnecting from the office are important secondary ingredients for a successful conference.

The ease with which you could participate in the online conference and the possibility to participate in all sessions was appreciated.

For future conferences a mix of virtual and face to face was suggested.

What did you specifically like about the online INSPIRE conference 2020?

| | | |
|--|--|---------|
| Much easier to participate to specific sessions without having to sacrifice a whole week. | | 71,186% |
| No limit to the number of participants for sessions. No crowded sessions rooms. | | 63,842% |
| I did not have to travel. | | 53,107% |
| I could follow all sessions and did not have to make difficult choices, because there were no parallel | | 48,023% |
| Easy interaction with the presenters through sli.do and the Webex chat window. | | 31,638% |
| Nothing. | | 2,260% |



Thank you for joining us in the INSPIRE 2020 online conference!



© European Union 2020

Unless otherwise noted the reuse of this presentation is authorised under the [CC BY 4.0](https://creativecommons.org/licenses/by/4.0/) license. For any use or reproduction of elements that are not owned by the EU, permission may need to be sought directly from the respective right holders.

Slide xx: [element concerned](#), source: [e.g. Fotolia.com](#); Slide xx: [element concerned](#), source: [e.g. iStock.com](#)

